




36


UNIVERSAL SWAGING & BEADING MACHINE

Motorised & hand operated universal swaging & beading machine, useful for curling and wiring of cylindrical and plain sheet also suitable for flanging body blanks and seaming elbows etc., complete with six set of roll for different operation viz 4 set of curling rolls of vari radii, one set of closing roll and set of flanging roll, supplied with adjustable depth gauge, handle for hand and motor mount, motor pulley and pulley cover for motorised model



DEEP THROAT SWAGING MACHINE

Deep throat hand or motorised swaging machine is usefull for swaging medium size of drums and all size of common household water buckets. Available in hand or geared motorised, complete with a set of swaging roll, depth gauge, star wheel handle for hand and motor mount, motor pulley and pulley cover for motorised model (BSM-16 & BSM-18)




Model	No.	BSM-4	BSM-4	BSM-9	BSM-9	BSM-16	BSM-16	BSM-18	BSM-18
Drive		Hand	Motorised	Hand	Motorised	Hand	Motorised	Hand	Motorised
Working centre of roll	Mm	50	50	55	55	76	76	76	76
	inch	2	2	2.3/16	2.3/16	3	3	3	3
Max. thick cap. in M.S.	mm	0.7	0.9	0.9	1.2	1.2	1.6	1.2	1.6
	SWG	22	20	20	18	18	16	18	16
Max. depth of gap	mm	115	115	250	250	400	400	450	450
	inch	4 1/2	4 1/2	10	10	16	16	18	18
Power Req. 1440 RPM	H.P.		1		1		2		2

JENNY OR BURRYING MACHINE


Motorised and hand operated jenny or burrying machine designed for edging, flanging or burrying the edges of all classes of tin plate work of any shapes, generally used for edging and flanging bottom and bodies to various angle previous to panning or setting down, double seaming etc. provided with an adjustable depth gauge, one pair jenny roll and handle for hand and motor mount, motor pulley and pulley cover for motorised model.

Model	No.	BJN-0	BJN-1	BJN-2	BJN-3	BJN-4	BJN-4	BJN-5	BJN-5
Drive		Hand	Hand	Hand	Hand	Hand	Motorised	Hand	Motorised
Working centre of rolls	mm	38	38	51	51	76	76	76	76
	inch	1 1/2	1 1/2	2	2	3	3	3	3
Max. thick cap. in M.S.	mm	0.7	0.7	0.9	0.9	1.2	1.6	1.2	1.6
	SWG	22	22	20	20	18	16	18	16
Max. depth of gap.	mm	75	100	125	150	125	125	150	150
	inch	3	4	5	6	5	5	6	6
Power required (RPM 1440)	H.P.	-	-	-	-	2	-	-	2



ROLL TYPE EDGE FOLDING MACHINE

Hand operated roll type edge folding machine useful for edging the tin plate body blanks to form hooks for side seams prior to body forming or simple flanging with moderately sharp bands. Complete with an adjustable depth gauge and handle.



Model	No.	BREF-1	BREF-2	BREF-3	BREF-4	BREF-5	BREF-6
Max. length to be fold	mm	315	520	670	775	925	1230
	inch	12.1/2	20.1/2	26.1/2	30.1/2	36.1/2	48.1/2
Max. thick cap. in M.S.	mm	0.7	0.7	0.7	0.7	0.7	0.7
	SWG	22	22	22	22	22	22
Max. depth of fold	mm	13	13	22	22	25	25
	inch	1/2	1/2	7/8	7/8	1	1
Folding shaft dia.	mm	32	32	38	38	44	44
	inch	1.1/4	1.1/4	1.1/2	1.1/2	1.3/4	1.3/4

SWAGING