












GRDDE Twin Wheel Castors with MCI Series Cast Iron Wheels

Muvtons special grey cast iron wheels - solid core construction, tread face fully machined and crown treaded for extremely easy maneuverability. These wheels offer high abrasion and oil resistance, can be used upto 600° C with appropriate wheel bearings. Wheel Bearing Options : Sealed precision ball bearings, tapered roller bearings or roller bearings. Temperature range : -100° C to +600° C.



Part No. Swivel Castor	Part No. Swivel with Wheel Brake	Part No. Rigid Castor (mm)	Wheel Dia x Tread Width (mm)	Overall Height (mm)	Swivel Radius (mm)	Swivel Radius with WFB (mm)	Top Plate (mm)	Bolt Hole Centres (mm)	Attaching Bolt Size (mm)	Load Cap. (kgs).
										
GRDDE-42S-MCI	GRDDE-42S-MCI-WFB	GRDDE-42R-MCI	100 x 50 x 2	150	125	250	150 x 110	105 x 80 Slotted to 121/59	12	900
GRDDE-52S-MCI	GRDDE-52S-MCI-WFB	GRDDE-52R-MCI	125 x 50 x 2	177	127	254				1100
GRDDE-62S-MCI	GRDDE-62S-MCI-WFB	GRDDE-62R-MCI	150 x 50 x 2	200	144	265				1500
GRDDE-82S-MCI	GRDDE-82S-MCI-WFB	GRDDE-82R-MCI	200 x 50 x 2	250	167	300				1500
GRDDE-102S-MCI	GRDDE-102S-MCI-WFB	GRDDE-102R-MCI	250 x 50 x 2	300	205	328				1500