












GRDE Castors with SEB Series Elastic Rubber Type Wheels

Muvtons - black Elastic Rubber tyred wheels firmly chemically bonded to precision machined cast iron cores. Highly resilient $75^{\circ} \pm 5^{\circ}$ Shore A rubber provides very smooth and silent running. Can be used for power towing applications by suitably de-rating the load capacity. Wheel Bearing Options : Sealed precision ball bearings, tapered roller bearings or roller bearings. Temperature range : -20°C to $+75^{\circ} \text{C}$. Tread Options : Anti-static; conductive and oil resistant wheels are available.



| Part No. Swivel Castor | Part No. Swivel with Total Lock | Part No. Rigid Castor (mm) | Wheel Dia x Tread Width (mm) | Overall Height (mm) | Swivel Radius (mm) | Swivel Radius with TL (mm) | Top Plate (mm) | Bolt Hole Centers (mm) | Attaching Bolt Size (mm) | Load Cap. (kgs). |
|---|--|---|---|---|---|---|---|---|---|---|
|  |  |  |  |  |  |  |  |  |  |  |
| GRDE-42S-SEB | GRDE-42S-SEB-TL | GRDE-42R-SEB | 100 x 50 | 150 | 95 | 98 | 150 x 110 | 150 x 80 Slotted to 121/59 | 12 | 210 |
| GRDE-52S-SEB | GRDE-52S-SEB-TL | GRDE-52R-SEB | 125 x 50 | 177 | 115 | 115 | | | | 275 |
| GRDE-62S-SEB | GRDE-62S-SEB-TL | GRDE-62R-SEB | 150 x 50 | 200 | 130 | 135 | | | | 350 |
| GRDE-82S-SEB | GRDE-82S-SEB-TL | GRDE-82R-SEB | 200 x 50 | 250 | 163 | 162 | | | | 450 |
| GRDE-102S-SEB | GRDE-102S-SEB-TL | GRDE-102R-SEB | 250 x 50 | 300 | 197 | 195 | | | | 500 |