












# GGSE Castors with MCI Series Cast Iron Wheels

Muvtons special grey cast iron wheels - solid core construction, tread face fully machined and crown treaded for extremely easy maneuverability. These wheels offer high abrasion and oil resistance, can be used upto 600° C with appropriate wheel bearings. Wheel Bearing Options : Sealed precision ball bearings, tapered roller bearings or roller bearings. Temperature range : -100° C to +600° C.



| Part No.<br>Swivel Castor   | Part No.<br>Swivel with<br>Total Lock   | Part No.<br>Rigid<br>Castor<br>(mm)   | Wheel Dia<br>x<br>Tread Width<br>(mm)   | Overall<br>Height<br>(mm)   | Swivel<br>Radius<br>(mm)  | Swivel<br>Radius<br>with TL<br>(mm)   | Top Plate<br>(mm)   | Bolt Hole<br>Centers<br>(mm)  | Attaching<br>Bolt<br>Size<br>(mm)   | Load<br>Cap.<br>(kgs).  |
|---|---|---|---|---|---|---|---|---|---|---|
|  |  |  |  |  |  |  |  |  |  |  |
| GGSE-42S-MCI  | GGSE-42S-MCI-TL   | GGSE-42R-MCI  | 100 x 50  | 143   | 85  | 105   | 138 x 110   | 105 x 75-80   | 10  | 450   |
| GGSE-52S-MCI  | GGSE-52S-MCI-TL   | GGSE-52R-MCI  | 125 x 50  | 165   | 101   | 110   |   |   |   | 550   |
| GGSE-62S-MCI  | GGSE-62S-MCI-TL   | GGSE-62R-MCI  | 150 x 50  | 190   | 120   | 140   |   |   |   | 600   |
| GGSE-82S-MCI  | GGSE-82S-MCI-TL   | GGSE-82R-MCI  | 200 x 50  | 241   | 156   | 163   |   |   |   | 600   |