












GGSE Castors with SFS Series Solid Elastomer Wheels

Muvtons exclusively designed "Real Solid" Elastomer Wheels - produced from premium liquid cast polyurethane $73^{\circ} \pm 3^{\circ}$ Shore D mechanically & chemically locked to a non-corrosive metallic core that holds the wheel bearings and also provides structural rigidity under heavy loads. These wheels resist compression set, have excellent resilience for easy movement even under high loads and expel floor debris. Can be used for corrosive applications with suitable bearings. They are non-marking and floor protective. Tested & Guaranteed against bond failures. Wheel Bearing Options : Sealed precision ball bearings, tapered roller bearings or roller bearings. Temperature range : -20°C to $+85^{\circ} \text{C}$. Tread Options : Anti Static ; conductive wheels are available.



| Part No. Swivel Castor | Part No. Swivel with Total Lock | Part No. Rigid Castor (mm) | Wheel Dia x Tread Width (mm) | Overall Height (mm) | Swivel Radius (mm) | Swivel Radius with TL (mm) | Top Plate (mm) | Bolt Hole Centers (mm) | Attaching Bolt Size (mm) | Load Cap. (kgs). |
|-------------------------------------------------------------------------------------|-------------------------------------------------------------------------------------|-------------------------------------------------------------------------------------|---------------------------------------------------------------------------------------|---------------------------------------------------------------------------------------|---------------------------------------------------------------------------------------|---------------------------------------------------------------------------------------|---------------------------------------------------------------------------------------|---------------------------------------------------------------------------------------|---------------------------------------------------------------------------------------|---------------------------------------------------------------------------------------|
|  |  |  |  |  |  |  |  |  |  |  |
| GGSE-42S-SFS | GGSE-42S-SFS-TL | GGSE-42R-SFS | 100 x 50 | 143 | 85 | 105 | 138 x 110 | 105 x 75-80 | 10 | 375 |
| GGSE-52S-SFS | GGSE-52S-SFS-TL | GGSE-52R-SFS | 125 x 50 | 165 | 101 | 110 | | | | 500 |
| GGSE-62S-SFS | GGSE-62S-SFS-TL | GGSE-62R-SFS | 150 x 50 | 190 | 120 | 140 | | | | 600 |
| GGSE-82S-SFS | GGSE-82S-SFS-TL | GGSE-82R-SFS | 200 x 50 | 241 | 156 | 163 | | | | 600 |