














# GGSE-SPR Spring Loaded Castors with ME Series Ergonomic Wheels

Muvtons Ergonomic Wheels for effortless rolling, very low push-pull efforts required to move heavy loads. Generous amount of premium Polyurethane 93° ±3° Shore A, firmly bonded, mechanically & chemically, to precision machined cores. Proven for excellent performance in most demanding applications for manual and power towing. They are non-marking and floor protective. Tested & Guaranteed against bond failures. Softer 83° ±3° Shore A Durometer for greater tractive resistance and harder 73° ±3° Shore D polyurethane treads for extremely low rolling resistance are also offered. Wheel Bearing Options : Sealed precision ball bearings, tapered roller bearings or roller bearings. Temperature range : -20° C to +85° C. Tread Options : Anti-static ; conductive wheels are available.



Part No. Swivel Castor	Part No. Swivel with Wheel Brake	Part No. Rigid Castor	Wheel Dia x Tread Width (mm)	Overall Height At no load (mm)	Overall Height Fully Loaded (mm)	Swivel Radius with WFB (mm)	Swivel Radius (mm)	Top Plate (mm)	Bolt Hole Centres (mm)	Attaching Bolt Size (mm)	Load Cap. (kgs).
											
GGSE-SPR-42S-ME	GGSE-SPR-42S-ME-WFB	GGSE-SPR-42R-ME	100 x 50	165	145	115	130	138 x 110	105 x 75-80	10	350
GGSE-SPR-52S-ME	GGSE-SPR-52S-ME-WFB	GGSE-SPR-52R-ME	125 x 50	180	160	143	142				450
GGSE-SPR-62S-ME	GGSE-SPR-62S-ME-WFB	GGSE-SPR-62R-ME	150 x 50	203	183	165	155				575
GGSE-SPR-82S-ME	GGSE-SPR-82S-ME-WFB	GGSE-SPR-82R-ME	200 x 50	257	237	182	182				600