












GGSE Castors with SEB Series Elastic Rubber Type Wheels

Muvtons - black Elastic Rubber tyred wheels firmly chemically bonded to precision machined cast iron cores. Highly resilient $75^{\circ} \pm 5^{\circ}$ Shore A rubber provides very smooth and silent running. Can be used for power towing applications by suitably de-rating the load capacity. Wheel Bearing Options : Sealed precision ball bearings, tapered roller bearings or roller bearings. Temperature range : -20°C to $+75^{\circ} \text{C}$. Tread Options : Anti-static; conductive and oil resistant wheels are available.



Part No. Swivel Castor	Part No. Swivel with Total Lock	Part No. Rigid Castor (mm)	Wheel Dia x Tread Width (mm)	Overall Height (mm)	Swivel Radius (mm)	Swivel Radius with TL (mm)	Top Plate (mm)	Bolt Hole Centers (mm)	Attaching Bolt Size (mm)	Load Cap. (kgs).
										
GGSE-42S-SEB	GGSE-42S-SEB-TL	GGSE-42R-SEB	100 x 50	143	85	105	138 x 110	105 x 75-80	10	210
GGSE-52S-SEB	GGSE-52S-SEB-TL	GGSE-52R-SEB	125 x 50	165	101	110				275
GGSE-62S-SEB	GGSE-62S-SEB-TL	GGSE-62R-SEB	150 x 50	190	120	140				350
GGSE-82S-SEB	GGSE-82S-SEB-TL	GGSE-82R-SEB	200 x 50	241	156	163				450